









Purpose: Use the interactive tools, articles, videos, and related resources to:

1. Learn about career options for career advancement or changing careers.
2. Determine training and credentials that are needed to get into those careers.

Steps:	Find It Here: www.illinoisworknet.com
1. If you are interested in changing career areas, you may want to use skill and interest surveys as a starting point to identify career pathways that may be good matches. Save your results. Then use your My Dashboard to see them in the future.	 Explore Careers
2. Use the Skills Assessment that is available within the Resume Builder Tool (requires log-in). The skills assessment can help you identify your skills and when/where you developed those skills. This is helpful for recognizing your transferable skills. Plus it is helpful when you are ready to develop your resume.	 My Dashboard (Resume Builder)
3. Use the Careers, Wages and Trends search tool to learn more about: <ol style="list-style-type: none"> 1. Careers, 2. Projected job openings, and 3. Training that is required for each career. <p>Bookmark your favorites. Your bookmarks are saved in your My Dashboard.</p>	 Explore Careers
4. Once you have narrowed down your career options, use the resources, training programs, and/or Illinois workNet Job Finder tools (menu items within the Careers, Wages and Trends search results) to find a person in that field. Set up a phone or in-person interview to learn more about the career, as well as tips for getting into that career.	 Explore Careers
5. Use your career research information to prepare questions for your informational interview.	 Job Openings & Recruiting (See Employment & Hiring Planning for interview tips.)
6. Be professional, friendly, and confident during the interview.	 Job Openings & Recruiting (See Employment & Hiring Planning for interview tips.)

<p>7. Send a thank you card.</p>	 <p>Job Openings & Recruiting (See Employment & Hiring Planning for interview tips.)</p>
<p>8. If you are interested in that career or career area, send a request to connect with the employer via social media. Make sure to thank them for taking the time to help you learn more about the career and industry. You have just made a new networking contact! Learn more about Networking for Success.</p>	 <p>Network & Connect</p>

This workforce product was funded by a grant awarded by the U.S. Department of Labor's Employment and Training Administration. The product was created by the grantee and does not necessarily reflect the official position of the U.S. Department of Labor. The Department of Labor makes no guarantees, warranties, or assurances of any kind, express or implied, with respect to such information, including any information on linked sites and including, but not limited to, accuracy of the information or its completeness, timeliness, usefulness, adequacy, continued availability, or ownership. This product is copyrighted by the institution that created it. Internal use by an organization and/or personal use by an individual for non-commercial purposes is permissible. All other uses require the prior authorization of the copyright owner.